

Best Sheds - Best Price Guarantee.

Best Sheds guarantee to be at least 20% cheaper on comparable shed prices - or we'll make up the 20% difference with a further discount*

*Visit bestsheds.com.au for terms & conditions



Customer Name: Shelby Koelewyn
Lot 10 Drakes Hill Road
Mansfield, VIC3722

0433 606 925
shelbykoelewyn@gmail.com

QUOTATION

Quote #: 1886933709

Date: 23/8/2021

VALID FOR 14 DAYS

(Unless notified or scheduled price increase)


Dear Shelby Koelewyn,

Thank you for the opportunity to quote on your new shed.

We are a family owned business who pride ourselves on price, quality and customer service with a combined 60+ years of experience in the shed industry - from which we have the passion, knowledge and expertise to help achieve your desired outcome.

We understand price is important and we've designed our business with that in mind - allowing us to pass on the big savings to you! **In fact we're so confident we have the best price in the market, we offer a 20% Best Price Guarantee*.**

The traditional shed supply chain in Australia consists of the following general steps:



We've combined a number of these steps and now offer a shed direct from the manufacturer to you the consumer, as such, removing various margins, fees and costs which traditionally would be passed through the supply chain to you.

What this means is that we're able to provide you with the "Best Shed" that meets your needs at a much lower cost.

One thing you can be certain about is that we don't cut any corners. Especially on:

- Product quality - we supply thicker and stronger steel.
- Independent site specific engineering - we design all of our sheds to the higher standard of terrain category 2 and we don't use shielding to reduce the loads.
- Warranties - offering a 20 year manufacturer's warranty. Giving you peace of mind that you're buying a quality shed.

We understand that buying a new shed can be an involved process. I understand this process really well and I'm here to help you every step of the way. Please don't hesitate to contact me at any time.

Best Regards,
Dean Overzet

1800 15 17 20, Extension # 9766
dean@bestsheds.com.au

DETAILS OF MAIN BUILDING

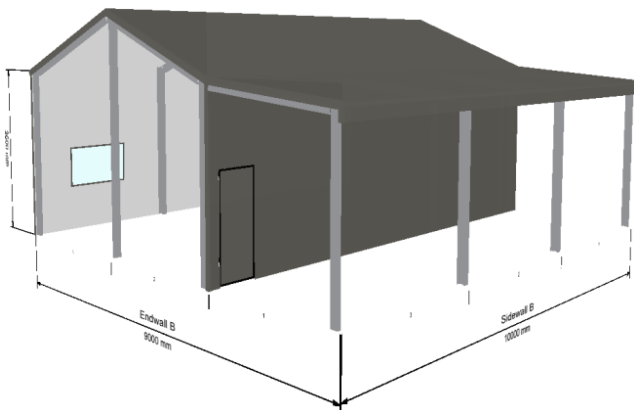
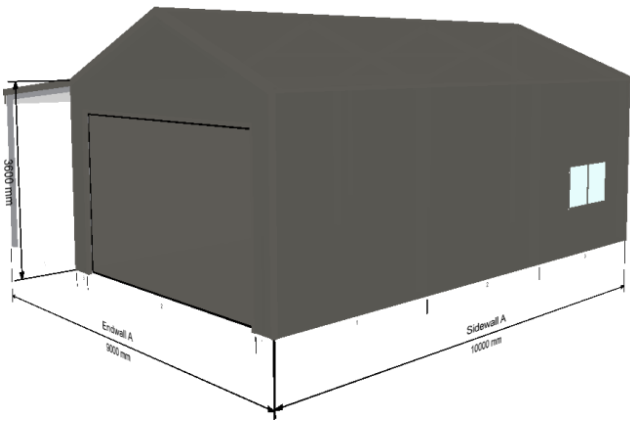
Bay Width:	3 x 3.333 m
Span:	6.000 m
Length(total):	10.000 m
Eave Height:	3.600 m
Overall Height:	4.812 m
Roof Pitch:	22 deg
Left Lean-to:	Span: 3.000 m, Length: 10.000 m, Height: 3.338 m, Roof Pitch: 5 deg degrees, All Leanto Walls Open
Right Lean-to:	N/A
Front Garaport:	0.000 m
Back Garaport:	0.000 m

DETAILS OF MAIN COMPONENTS

Roof Cladding:	0.42 Corro bmt - 0.48 Corro tct
Wall Cladding:	0.42 Corro bmt - 0.48 Corro tct
Columns:	2C15024 "C" Purlin, Fixed with heavy duty plates and bolts
Rafters:	2C15024 "C" Purlin, Fixed with heavy duty plates and bolts
Purlins:	TH64100 purlin fixed with heavy duty framing teks
Girt:	TH64100 girt fixed with heavy duty framing teks
Gutter:	Quad
Downpipes:	To ground level

BUILDING LAYOUT (Quote #: 1886933709)

Note: Garaport length is included in Length(total) shown above.



PRICING

Kit Price (Inc GST)	\$12,595.00
Delivery	Delivery to Site Address included at \$440.00
TOTAL (inc GST)	

ADDED INCLUSIONS

1x 5000HX5100W B Industrial Roller Door Slate Grey
1x Sliding Window 900Hx1430W Slate Grey
1x Sentry 650 door and frame 2040H x 820W Slate Grey

Insulation: None

Open Bays: Bay 1 in Leanto B Endwall A is open

Bay 1 in Leanto B Endwall B is open

Bay 1 in Leanto B Sidewall is open

Bay 2 in Leanto B Sidewall is open

Bay 3 in Leanto B Sidewall is open

Bay 2 in Endwall B is open

Bay 1 in Endwall B is open

Divider walls: N/A

Leanto on Left Leanto: N/A

Leanto on Right Leanto: N/A

Extra Materials Added:

N/A

Approx. Extra Materials Cost: **\$0.00 (Included in Kit Price)**

OTHER: All bolts, screws, rivets etc. are supplied and are coloured if fixing to colormaster.
Engineering and drawings for your council submission are supplied at no additional cost.

RECOMMENDED OPTIONAL EXTRAS

Personal Access Door	\$310 – Allows easy and direct access into your shed.
Window 900mm x 1430mm	\$250 – Easy to install and great for light and ventilation.
Barn Window	\$250 – 475 x 840mm. Great for creating that classic country style façade.
Sliding Glass Doors	\$1150 – 1810 (w) x 2100 mm (h). Excellent addition for Man Caves and She Sheds!
Insulation	\$250 per roll, covering ~26m ² . The best way to increase comfort inside your new shed. Main Building (Roof - 3), (Walls – 4) Rolls Required. (Excludes Leantos).
Roller Door Openers	\$330 – Domestic Automatic Roller Door Opener. \$720 – Commercial Automatic Roller Door Opener.

Please note these are not included in the above kit price unless stated in the ADDED INCLUSIONS section.

SITE LOCATION

Site Address	Lot 10 Drakes Hill Road, Mansfield, VIC 3722
Region	A, Importance Level 2.
Terrain Category	2
Internal Pressure - CPi	+0.7
Snow Load (kPa)	0.0 kPa

BUYING A SHED HAS NEVER BEEN EASIER WITH OUR STEP BY STEP CHECKLIST

STEP 1 – Consideration & Planning

Great first step by requesting a Best Sheds quote! Your shed will last 20+ years, so it's important to make sure it's meeting your every need. Our trained salespeople can assist you with considering your exact needs and will customize a solution for you.

Things to be sure of include:

- Roller Door Opening Heights.
- Room for future Storage Needs.
- Have you considered insulation? It's amazing the difference in comfort it makes inside a shed.

Obviously during this stage you need to compare the market and make sure you are getting the best possible value. Best Sheds encourages this and offers our exclusive 20% Best Price Guarantee* - where we promise to beat any comparable shed prices by 20%.

To assist with your full project budgeting, we can put you in touch with local builders who have experience in building our sheds. By dealing directly with the builder, you remove the middle man again, saving you on the total project cost. Other shed companies charge up to 25% of the total project cost - to project manage your relatively simple build.

During this stage be sure to consider our "Comparing Quotes? Watch out for these tricks" section outlined below.

STEP 2 – Plans & Approval

Once you've decided on Best Sheds as your shed supplier, site specific structural plans can be secured for a \$500 deposit – and are generally available immediately.

Following this, if your Shed requires council approval you'll need to submit the appropriate applications. Depending on your location we have a number of parties that can assist you with this process.

STEP 3 – Contract and Ordering

To confirm your order, we'll provide you a clear contract outlining exactly what you'll be receiving that will also outline payment terms.

STEP 4 – Manufacture and Delivery

Prior to manufacture your delivery date will be booked in and confirmed by our Australian operations and logistics team. Your shed will then be manufactured at our dedicated Australian Manufacturing facility and delivered in full - as one delivery. (Often other companies will take up to 6 deliveries to deliver a full shed kit – wasting your valuable time.)

STEP 5 - Build

A builder of your choice erects your shed to your timeline – you're in control of the process. We provide direct telephone support to assist with the process.

STEP 6 – Warranty Registration.

Some companies require you to register for warranty support – with a third party cladding provider. With Best Sheds you're automatically registered for our 20 year Best Sheds warranty.

STEP 7 – Send us a photo of your shed.

We'd love to hear about your experience with us and see the final result. Send us a photo of your shed.

COMPARING QUOTES? WATCH OUT FOR THESE TRICKS

Non-Compliant Buildings

As of the 1st of May this year, the National Construction Code (Building Law) requires all Roller Doors either need to be:

- Wind Capable / Wind Locked, or
- For the Shed to be designed to withstand full internal pressurisation, where CPI = +0.7.

Best Sheds are proud to comply with this new requirement, however we are aware of many companies in the industry who are ignoring this change – and this could cause significant issues with your council application process, ability to get insurance or even sell your property down the track.

Thin Steel

Best Sheds proudly supplies all sheeting as 0.42BMT (Base Metal Thickness), the equivalent of approximately 0.48TCT (Total Coated Thickness). Many companies in the industry advertise their sheeting as 0.40TCT, which uses 0.35BMT. When used on roofs, this can dent easily during maintenance activities and can lead to sheeting distortion called "oil canning" being visible on the walls. Both of these can look quite unsightly on a building – don't get caught out.

Warranty

Your Best Sheds warranty is with Best Sheds. With the competitors, who is your Shed warranty with? Generally, they may have a

paint warranty provided by a third party – but what about the overall Shed structure, etc.? Are you dealing with a Franchise or Distributor who may not be there when you need to use your warranty? Best Sheds have provided over 25,000 buildings, are 100% Australian owned and are backed by a 20 year warranty.

ADDITIONAL ACCESSORIES TO CONSIDER WHEN PURCHASING YOUR SHED

Window - Windows are a great addition to any shed for natural light and extra ventilation. If you're after an extra touch of style, you may want to consider a barn window.

Foil Insulation - If you plan on spending a great deal of time in your shed, you may want to consider insulation. It is a cost effective and practical way to keep your shed warmer in winter and cooler in summer.

Roller Door Operator - Adding a roller door operator will allow you to access your shed from the comfort of your vehicle.

Personal Access Door - Adding a personal access door will make it easier to enter your shed without the need to open a large roller door.

Garaport - Adding a garaport to your shed can be a cost-effective way to increase storage, shade or parking space.

CHOOSE A COLOUR COMBINATION THAT WILL COMPLIMENT YOUR LANDSCAPE

Smooth Cream



Mist Green



Heritage Red



Mountain Blue



Slate Grey



Note: The standard colours represented here have been reproduced as accurately as possible within the limitations of the printing process. Prior to purchase we recommend you check all final colour selections against an actual colour painted sample for accuracy.

PICK UP & DELIVERY GUIDELINES

For pick up and delivery guidelines please visit www.bestsheds.com.au.

BUILDERS, CONCRETORS AND ELECTRICIANS

To find local Builders, Concretors and Electricians, that are experienced with Best Sheds installations visit www.bestsheds.com.au/find-a-builder/ and enter your postcode.

Here you will find that Best Sheds maintains a list of over 200 contractors who you can contact directly to organise full installation. Contact a few in your local area and make the install decisions that best suit your requirements.

Complying Development Certificate or Development Application?

Fernleigh provide support throughout the entire planning and approval process.



If your project doesn't meet CDC Guidelines



Kit Suppliers Engineering drawings required.



10% Off
Bushfire victim support

Bushfire recovery - Fernleigh will fast track the process for fire affected properties

PLAN PACKAGE - 1

Site Plan only

"I only need a site plan"

Detailed drawings of:

- ✓ Existing structures
- ✓ Proposed location of new structure, property boundaries,
- ✓ Services (schematic layout).
- ✓ Concept Drainage plan
- ✓ Cut and fill Diagram

Note: Site visit not included and deposit plan not included. Survey plan / topographic heights provided by client

Price reduced

Only **\$275** Inc GST*
Limited time only

PLAN PACKAGE - 2

Plans ready for approval

"I just need the plans, I'll do the rest"

Detailed drawings of:

- ✓ Site plan – Detailing existing structures, proposed location of new structure, property boundaries, Services (schematic layout).
- ✓ Elevations – Cladded Elevations detailing opening location and fall of natural ground.
- ✓ Concept Drainage plan

Note: Conditions apply. Site visit not included. Survey plan provided by client

Only **\$799** Inc GST*

PLAN PACKAGE - 3

Plans, reports & application forms

"Come to site"

Attend site and conduct site measure*. Detailed drawings of:

- ✓ Site plan – (Detailing existing structures, proposed location of new structure, property boundaries, Services - schematic layout, Free space ratios)
- ✓ Elevations & Sections – Detailing stairs, decks, handrails, structures being attached and slope direction of natural ground.
- ✓ Statement of Environmental Effects Waste Management plan (if req'd) Prepare plan set for council or Private certifier.

Only **\$1299** Inc GST*

* CONDITIONS APPLY. Site visits available most areas. Call Fernleigh for more details. Complying Development Certificates not available for all projects. Your project has to meet all planning guidelines associated with your property to be able to achieve a Complying Development Certificate. CDC Issued by Private certifier working independently of Fernleigh Eaglesham Pty Ltd. Certification costs not included. Prices valid 1st of April, 2021 – Valid 30 days.

Call: (02) 7902 5111 or Email: admin@fernleighdrafting.com.au
Register online: www.fernleighdrafting.com.au/council-help/



Fernleigh
DRAFTING | COUNCIL SERVICES

