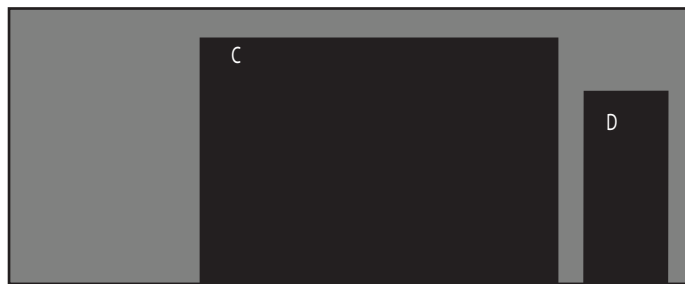


7m Front View



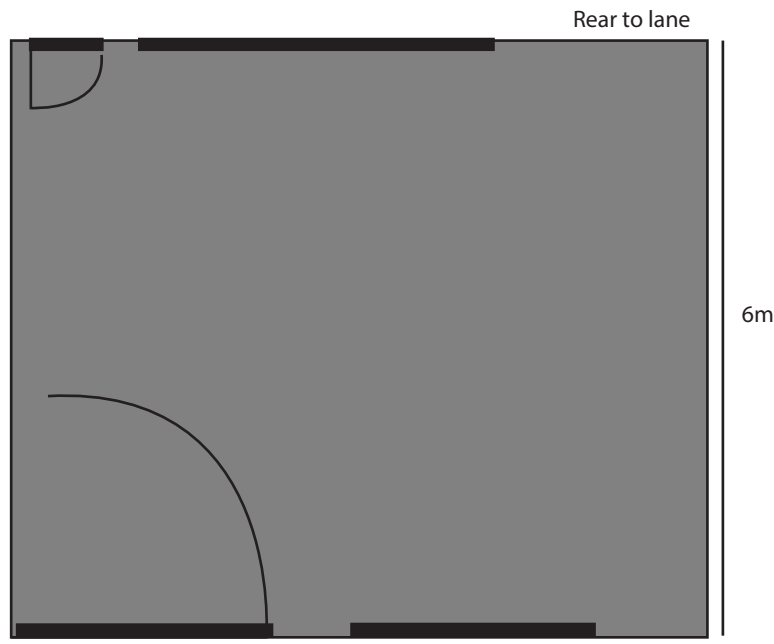
6m



7m Rear View



6m



7m

Top View

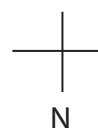
Front to face house

- A: Cavity for window 2.5m width x 800mm height / TBC (Client to supply own window).
- B: Front access door 2.5 Width x 2.7m height / TBC
- C: Rear Roller door 3m width x 2.7 height / TBC (Sliding door option to replace roller door)
- D: Rear access door 820mm width x 2.4mm height / TBC

Roof to be: Surfmist colour bond matt
Corrugated.
Walls to be: Monument colour bond matt
Vertical cladding.
Roof Insulation, wall to floor seals

Address: 40 Broomfield Rd
Hawthorn East
Melbourne 3123

Contact: Richard Skelton
Mob: 0413736413



Note drawing not to scale